

# AtlasIED Application Note


## Create GCK Application Shortcut for All Logins

Ver 1.0 15 June 2023

### Background


By default, the GCK Application is just installed and registered under the 'IED' user login. This means

that if you login as a user other than 'IED' you will see the default "globe" icon



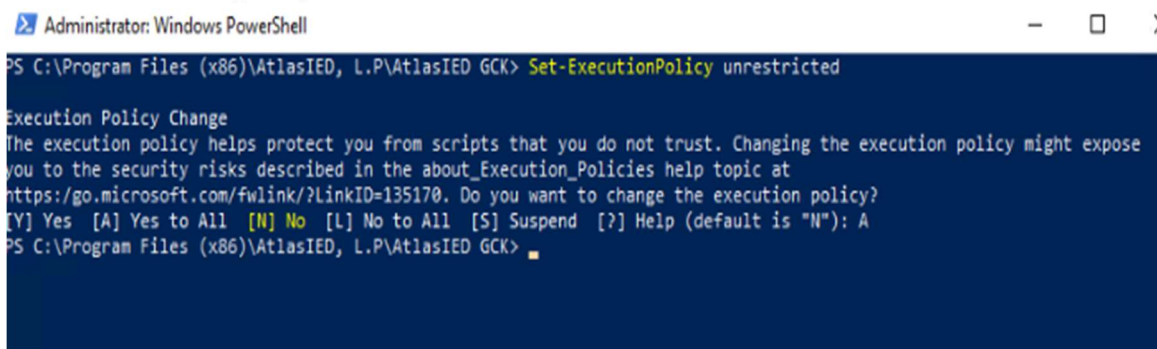
. This

document describes the steps needed to create the GCK Application shortcut for all user logins on a system. Currently this process will need to be repeated after each update/install of the GCK Application.



### Instructions

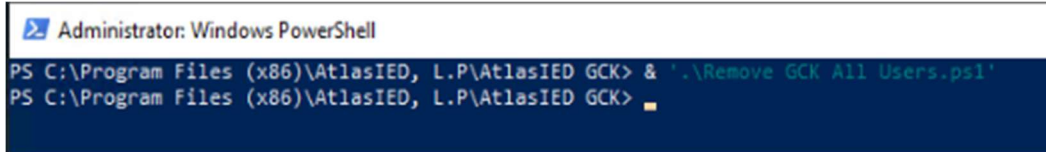
1. Unpack and copy the following files to the C:\Program Files (x86)\AtlasIED, L.P\AtlasIED GCK directory.
  - a. Create Shortcut - GCK install Bat.ps1
  - b. Install GCK per User.bat
  - c. Remove GCK All Users.ps1
  - d. ValidateGckInstall.ps1
2. Open PowerShell as administrator in the above directory.
3. Set the execution policy to be unrestricted.



```
Administrator: Windows PowerShell
PS C:\Program Files (x86)\AtlasIED, L.P\AtlasIED GCK> Set-ExecutionPolicy unrestricted

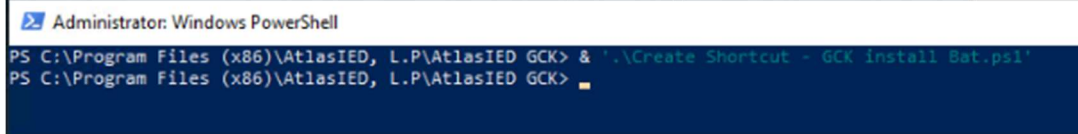
Execution Policy Change
The execution policy helps protect you from scripts that you do not trust. Changing the execution policy might expose
you to the security risks described in the about_Execution_Policies help topic at
https://go.microsoft.com/fwlink/?LinkID=135170. Do you want to change the execution policy?
[Y] Yes [A] Yes to All [N] No [L] No to All [S] Suspend [?] Help (default is "N"): A
PS C:\Program Files (x86)\AtlasIED, L.P\AtlasIED GCK>
```

4. Run the RemoveAppAllUsers.ps1 script.



```
Administrator: Windows PowerShell
PS C:\Program Files (x86)\AtlasIED, L.P\AtlasIED GCK> & '..\Remove GCK All Users.ps1'
PS C:\Program Files (x86)\AtlasIED, L.P\AtlasIED GCK> █
```

5. Run the 'Create Shortcut - GCK install Bat.ps1' script.



```
Administrator: Windows PowerShell
PS C:\Program Files (x86)\AtlasIED, L.P\AtlasIED GCK> & '..\Create Shortcut - GCK install Bat.ps1'
PS C:\Program Files (x86)\AtlasIED, L.P\AtlasIED GCK> █
```

6. Log out then log back in. (NOTE: The first time a user logs in it could take up to 2-3 minutes for the “globe” icon to change to the GCK icon.)